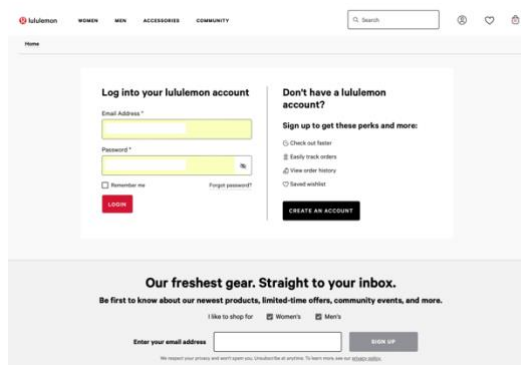


## Sweat Collective 計劃：產品評論指引

\* 請僅在已於當季購買任何產品的情況下方才前往提交產品評論 \*

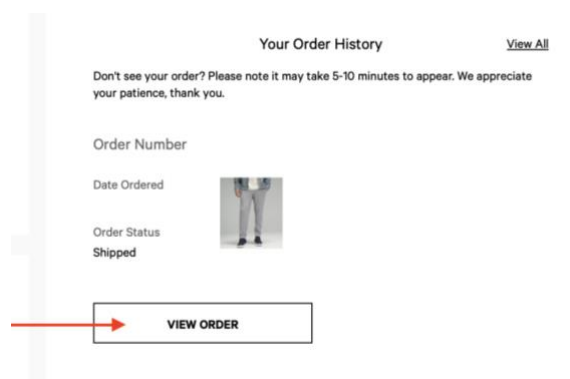
### 第 1 步

登入你的 [lululemon 帳戶](#)。



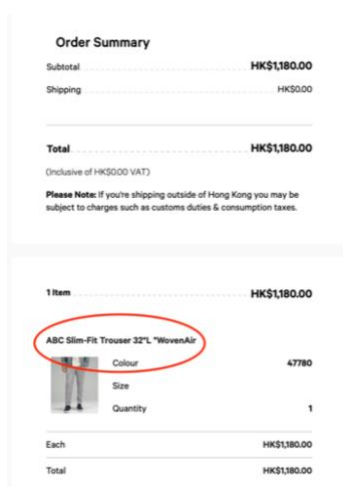
### 第 2 步

如果是於網上選購，便請選擇含有你想評論之產品的訂單，並記下訂單詳情中顯示的產品名稱。如果是在專門店選購，便請直接跳至第 3 步。



### 第 3 步

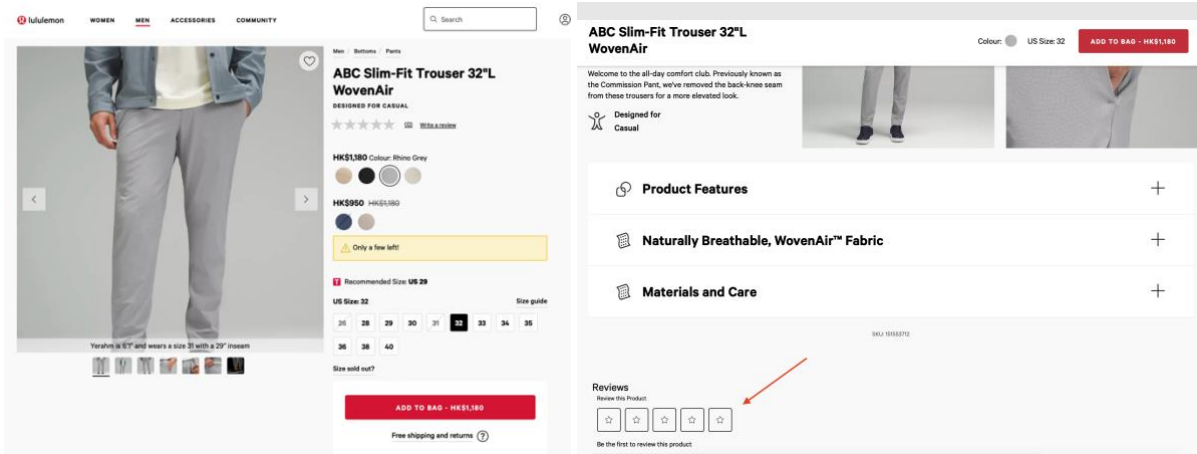
在網頁右上角的「搜尋」方格中輸入產品名稱，以前往該商品的商品頁面。



\*如果你在 [lululemon.com](#) 上找不到你在當季購買的產品，你可以選擇自己以往購買過的任何產品。

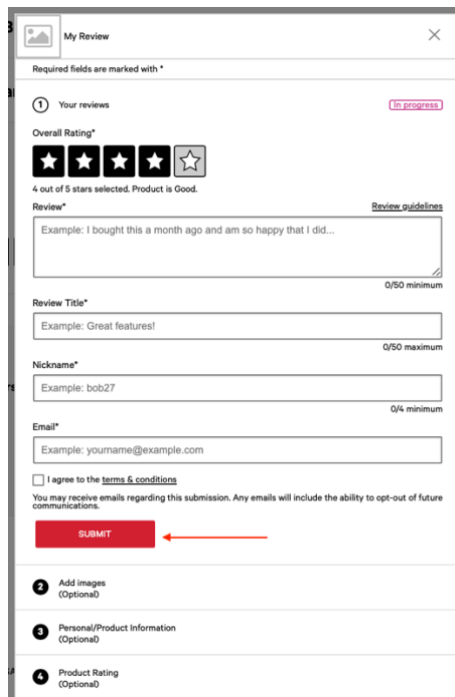
### 第 4 步

在產品頁面上，下拉至「評論」部分。



### 第 5 步

請選擇適當的星級為產品評分，填寫你的評論，然後點擊「提交」。

The image shows a 'My Review' form with the following fields and options:

- Overall Rating\***: 4 out of 5 stars selected. Product is Good.
- Review\***: Text input field with an example: 'I bought this a month ago and am so happy that I did...'. Character count: 0/50 minimum.
- Review Title\***: Text input field with an example: 'Great features!'. Character count: 0/50 maximum.
- Nickname\***: Text input field with an example: 'bob27'. Character count: 0/4 minimum.
- Email\***: Text input field with an example: 'yourname@example.com'.
- I agree to the [terms & conditions](#). You may receive emails regarding this submission. Any emails will include the ability to opt-out of future communications.
- SUBMIT** button (indicated by a red arrow).
- Additional steps: 2 Add images (Optional), 3 Personal/Product Information (Optional), 4 Product Rating (Optional).